

# SLIMLINE GONDOLA DISPLAY SYSTEM

W A L L S + F O R M S | RETAIL DISPLAY SOLUTIONS



[WWW.WALLSFORMS.COM](http://WWW.WALLSFORMS.COM)

RETAIL DISPLAY SYSTEMS | COMPONENTS | STORE PACKAGES | BRANDED/P.O.P. | SIGNWARE | SHOWROOM



W A L L S + F O R M S

### **SIMPLE**

There are no complicated parts to worry about. Our system eliminates assembly errors, mis-ordering and high inventory costs. Each display consists of minimal components. Panels, panel fastening trims and accessory options come completely from one source, Walls+Forms. Panels snap together in minutes and full merchandising can be accomplished in a few hours.

### **AFFORDABLE**

Part standardization permits low prices with low minimum quantity. High construction costs, mess and lengthy time delays are eliminated.

### **UPGRADEABLE**

Each display system has been designed with the future in mind, need to upgrade your store? no problem, with Walls+Forms you will save thousands of dollars, start the right way by utilizing our systems from the beginning and never spend money on starting from scratch, with a very low budget you can create a whole new look in a matter of hours!



Slim-Line Connector provides stability to frame

Slim-Line Uprights w/ Standards Hole Pattern or shelving and brackets

Slim-Line Panel Retainers for easy install and change-outs

Wire Management designed into uprights with end-plates to conceal after install

Durable Metal Kick Plate

Heavy Duty Metal Base Deck

## SLIMLINE 96" Tall Display Unit (Starter)

Part Number: FD-0556-SW (Slatwall)

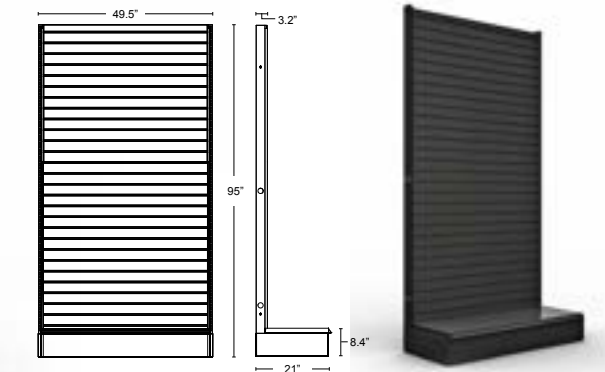
**Overall Dimensions:**  
49.5"(L) x 95"(H) x 21"(D)

### FEATURES:

- Free-standing, solid metal frame.
- Quick and easy installation and change outs.
- Can be setup individually or in a series.
- Flexibility to move away from wall and reconfigure

### OPTIONS:

- Frame is available in Black & White Finish
- Panel options include: Slatwall, Solid, Slat-Grid and/or Full Graphic Background.
- Standard panel colors are White, Black, Gray, Hardrock Maple, Walnut & Cherry



simple. structural. stylish.

### Simplicity of Parts

Ships flat (RTA). Assembles in minutes!

### Available Accessories:

shelves, back-lit headers, brackets, hooks, cabinets, end-plates and more!



### SLIMLINE End-Cap (Starter) Part Number: FD-0735-SW

**Overall Dimensions:**  
37.5"(W) x 54"(H) x 21"(D)

Can be used in conjunction with Slim-Line Floor Gondola (FD-0560)

### SLIMLINE Floor Gondola (Starter) Part Number: FD-0734-SW (Slatwall)

**Overall Dimensions:**  
49.5"(W) x 54"(H) x 38"(D)

Can be used in conjunction with Slim-Line Endcap (FD-0561)

Combine **EndCap & Floor Gondola** to create 360° merchandiser

**FEATURES:**

- Free-standing, solid metal frame.
- Quick and easy installation and change outs.
- Can be setup individually or in a series.
- Flexibility to reconfigure and expand as needed.

**OPTIONS:**

- Frame is available in Black & White Finish
- Panel options include: Slatwall, Solid, Slat-Grid and/or Full Graphic Background.
- Standard panel colors are White, Black, Gray, Hardrock Maple, Walnut & Cherry

**Simplicity of Parts**  
Ships flat (RTA). Assembles in minutes!

**Available Accessories:**  
shelves, back-lit headers, brackets, mega-bar, hooks, end-caps. (see accessories page)

# SLIMLINE

## FEATURES, ACCESSORIES & ADD-ONS



The Slim-Line Display System was developed to address the limitations and cumbersome process of change-outs that are found with standard gondolas. In retail, flexibility to change and refresh is critical, and we found that the standard systems that were out there did not address this need in a manner that made it user-friendly for the end-user. The core difference in this system is the ability to construct the frame without being supported by the panel. This allows you change up the panels with slat-wall, solid colors and graphics quickly and easily.



### COMPATIBLE ACCESSORIES

- The strength and solid build coupled with incorporating various panel options now means you can merchandise and display your products with ALL ACCESSORIES compatible with slatwall, gridwall, peg board and more!




### SHELVES & WONDER BAR

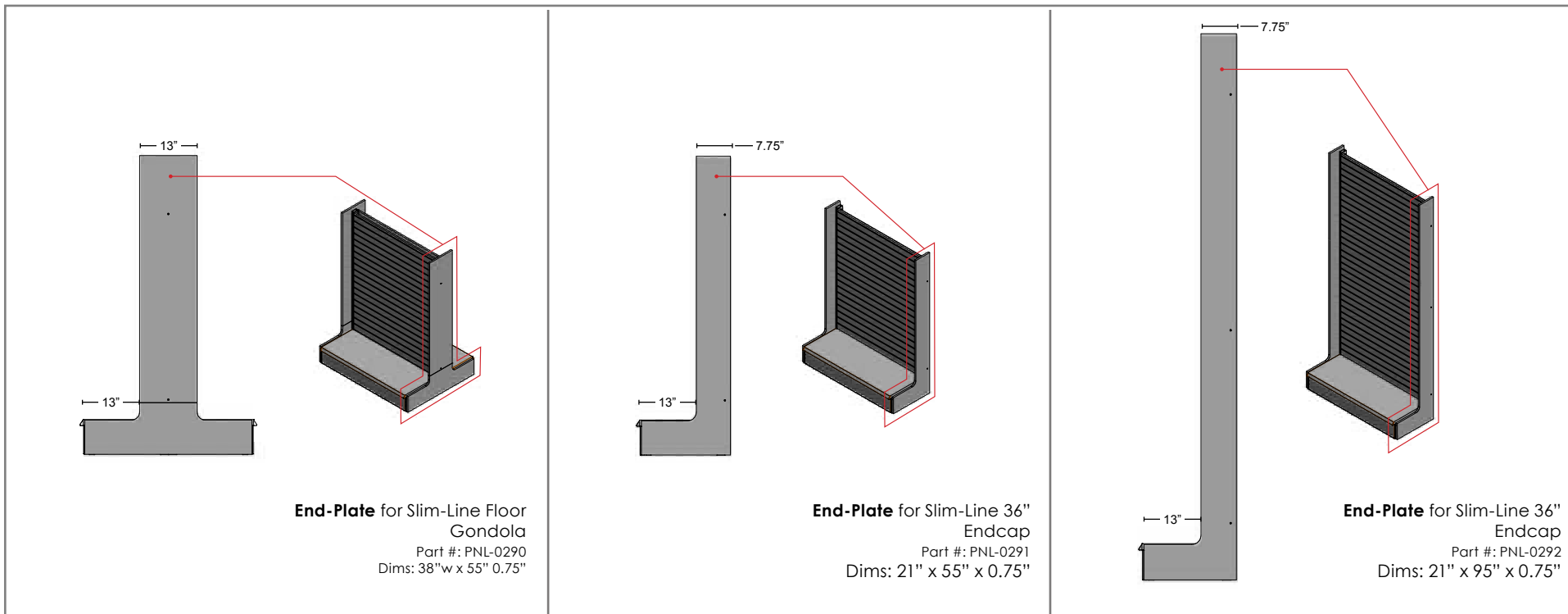
- Easily add shelves to any of your Slim Line Gondolas to fit your product display needs.
- The Wonder Bar lets you accessorize your Slim Line Gondola without a panel! Place a full size graphic instead of a panel and use the bar to display your products!



## LIGHTBOX ILLUMINATED HEADERS




## SLIM LINE END PLATES




I M A G E G A L L E R Y













OUR TRUSTED CLIENTS



W A L L S + F O R M S

Questions? ... Need More Information? ... Contact Us Today!

---

[info@wallsforms.com](mailto:info@wallsforms.com) | 972-745-0800 | [www.wallsforms.com](http://www.wallsforms.com)

204 Airline Drive | Suite 200 | Coppell TX 75019

---

W W W . W A L L S F O R M S . C O M